


## Modified Sine Wave Inverter 12V DC 1000W




### 12V compatibility producing 230V AC with 1000W of power

Will work with all 12V vehicles to produce 230V main power with 1000W of power for remote working



### 2000W peak power rating

To handle large power loads when initially starting an electrical device. Will drop back down to 1000W continuous supply.



### 2.1A USB Charging port

To charge mobile phones or smaller electronic devices at the same time as using the main power supply from the inverter.



### Low battery alarm at 10.5V and low battery shutdown at 10.0V

Low battery alarm to alert operators to the fact that their vehicle battery is being drained and should stop using the inverter. When a vehicle's battery drops below 10V the inverter will switch off to preserve the vehicle battery to allow the vehicle to restart.



### High-quality inverters for off-grid power needs

OSRAM POWERinvert PRO is an extensive range of professional heavy duty inverters for remote working. Available in either Pure Sine Wave or Modified Sine Wave for both 12V and 24V applications. OSRAM POWERinvert Pro inverters take the 12V or 24V DC vehicle electrical supply and invert into 230V AC mains power to run and operate electrical equipment from service vehicles. Pure Sine Wave Inverters produce a sine wave with the same frequency as mains power, with no distortion, to power sensitive electronics. Modified Inverters have distorted frequency, meaning they will power less complicated products such as fridges and power tools.

# Product datasheet

## Technical data

### Product information

Number Of Phases	Single
------------------	--------

### Electrical data

Input voltage range	(12V NOM) 10 V - 16 V
Peak Amps	196
Continuous Power Rating (up to 12 hours)	1000 W
Output voltage	200 - 240 Vrms
No Load Current	< 0.7 A
Input Current	98 A

### Dimensions & weight



Input Cable Gauge / Length	600mm
----------------------------	-------

### Lifespan

Guarantee	1 years
-----------	---------

### Additional product data

Battery Connection	Terminal Nut & Bolt
Operating Temperature	-25 +45 °C
Efficient at 75% load	89 %
Low Battery Alarm	Yes
Low Battery Shutdown	Yes
Output Waveform	Modified Sine
Output Frequency	50 Hz
Power Saving Mode	No

## Product datasheet

### Programmable features

Thermal Protection	Yes
--------------------	-----

### Certificates & standards

Standards	CE
-----------	----

### Environmental information


Information according Art. 33 of EU Regulation (EC) 1907/2006 (REACH)	
Date of Declaration	23-02-2023
Primary Article Identifier	4052899631076
Declaration No. in SCIP database	In work

### Logistical Data

Product code	Product description	Packaging unit (Pieces/Unit)	Dimensions (length x width x height)	Volume	Gross weight
4052899631076	Modified Sine Wave Inverter 12V DC 1000W	Folding carton box 1	430 mm x 203 mm x 142 mm	12.40 dm <sup>3</sup>	2950.00 g
4062172298827	Modified Sine Wave Inverter 12V DC 1000W	Shipping carton box 2	445 mm x 230 mm x 315 mm	32.24 dm <sup>3</sup>	6290.00 g
4062172322287	Modified Sine Wave Inverter 12V DC 1000W	Shipping carton box 1	445 mm x 227 mm x 166 mm	16.77 dm <sup>3</sup>	3320.00 g

The mentioned product code describes the smallest quantity unit which can be ordered. One shipping unit can contain one or more single products. When placing an order, for the quantity please enter single or multiples of a shipping unit.

### Download Data

File
 User instruction POWERinvert PRO Modified Sine Wave Inverter

#### Safety advice

Tested and certified to the relevant EMC and LVD Directives.

#### Legal advice

CE Approved

## Product datasheet

### Application advice

For more detailed application information and graphics please see product datasheet.

### Disclaimer

Subject to change without notice. Errors and omission excepted. Always make sure to use the most recent release.

The OSRAM logo is displayed in a bold, orange, sans-serif font.